


NON-ABSORBING
SAVES CRITICAL TIME
SUPER STABILITY



Turtle Plastics

GIANT STEP CHOCKS



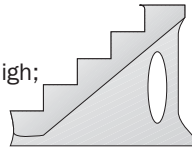
FEATURES & BENEFITS

Saves critical set-up time. Ensures super stability on large trucks, buses and SUVs.

DIMENSIONS

31" x 12" (base) x 6" Wide (top) x 22" High;
Step is 6" Wide x 7" Deep

WEIGHT: 64 lbs.

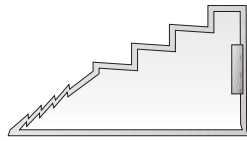


MEDIUM STEP CHOCKS




DIMENSIONS

28" x 9" (base) x
4.5" Wide (top) x 17" High



STANDARD STEP CHOCKS



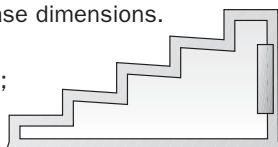
FEATURES & BENEFITS

For use on passenger cars. Built-in hand hold. Lightweight, yet has very stable base dimensions.

DIMENSIONS

25" x 5 1/2" Wide (top) x 11" High;
Step is 3 1/2" Wide

WEIGHT: 16 lbs.



STANDARD CRIB PROFILES

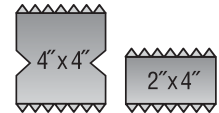


FEATURES & BENEFITS

Cleaner and safer than oil-soaked wood. Non-splitting and lighter than wood. Aggressive patterned, slip-resistant pyramid-locking surface. Use to build super stable box crib. Each crib has rope handle.

DIMENSIONS

2" x 4" x 18" Widths
4" x 4" x 18" Widths



Standard Wedges



FEATURES & BENEFITS

Patterned surface with NEW 11° angle. Rope handle attached.

DIMENSIONS

2" x 4" x 18" and 4" x 4" x 18"



Sprinkler Wedge

FEATURES & BENEFITS


Lightweight wedge won't split or crack like wood.

DIMENSIONS

5 3/8" Long x 1 1/2" High
with 25° Angle



Stepped Wedges

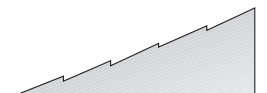


FEATURES & BENEFITS


Stepped top surface that slopes downward for extra gripping power.

DIMENSIONS

3" and 6" Widths; 8 1/2" Long



Lincoln Log Crib



FEATURES & BENEFITS

Stable Lincoln Log cribs interlock as they stack. Three notches top and bottom allow for use as either 2-box or 3-box crib. Built-in handle design.

DIMENSIONS

4" x 4" x 18"



WEIGHT: 5.25 lbs.

Hose Bridge



NEW
NOW WITH MORE
HOSE OPENINGS

FEATURES & BENEFITS

Low angle profile bridge has six openings (two 5", two 4" and two 3"). Heavy enough to accommodate cars, fire and rescue apparatus, trucks, and towmotors. Excellent for utility construction (water, gas, phone, electrical) and in-plant use.

DIMENSIONS

72" Long x 6 1/2" High x 24" Wide

WEIGHT: 50 lbs. each piece;
200 lbs. per set (4 pieces)

Heavy Rescue Lincoln Log Crib

FEATURES & BENEFITS

Same design as regular Lincoln Log in a super size. Call for details.

DIMENSIONS

6" x 8" x 24"

NEW SIZE



Lock Blocks



FEATURES & BENEFITS

Lego-type surface allows blocks (regardless of thickness) to interlock for stability.

DIMENSIONS

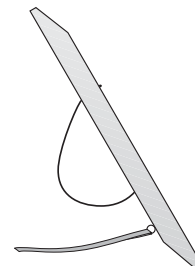

9" x 9" Square x
1", 2" and 3" Thick

WEIGHT:

3, 4 and 8 lbs.



Shoring Crib




FEATURES & BENEFITS

"Poor man's" shoring crib! 30° slope on bottom, pointy end at top. Twin cargo strap with ratchet at bottom. Easy carrying with large lanyard.

DIMENSIONS

4" x 4" x 6"

Bag Pads



FEATURES & BENEFITS

Thick pad centers air bag and prevents air bag punctures from road debris.

DIMENSIONS

Standard size: 11 1/2" x 24" square
OTHER SIZES AVAILABLE!

AVAILABLE IN GRAY ONLY

Crib Toter

FEATURES & BENEFITS

Fast, easy way to carry cribbing and wedges. Handles at top and sides. Using two Crib Toters, user can carry 18 pieces of cribbing! Crib Toter simplifies your organizing and storage problems.



Crib Bag

Available in heavy duty nylon.



Big Chock Truck Chock

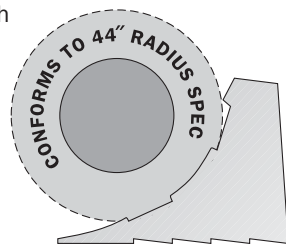
FEATURES & BENEFITS

44" diameter NFPA style wheel chock; wide enough to use for duals.

DIMENSIONS


9" Wide x 15" Long
x 11" High

WEIGHT: 20 lbs.



METAL BRACKET

Mount in compartment or trunk. Pressure handle securely locks chock to high grade steel bracket.





Quality Assured Company
AS/NZS ISO 9001- 2000
Registration 979



CRIB KIT PARTS

Crib Kit Title	Description/Contents	PT Part #	Qty in Kit
Crib Kit A	29 Pce:		
(Standard Road Crash Rescue Basic Kit)	50 x 100 x 450mm Crib (2 X 2 X 18")	ZT2/4-18C	6
	50 x 100 x 300mm Wedge (2 X 4 X 12")	ZT2/4-12	2
	100 x 100 x 500mm Wedge (4 X 4 X 20")	ZT4/4-20	2
	100 x 100 x 450mm Crib (4 X 4 X 18")	ZT4/4-18C	6
	100 x 100 x 450mm Lincoln Log (4 X 4 X 18")	ZT44LL-18	4
	75mm Wedge	ZT3W	2
	150mm Wedge	ZT6W	2
	25mm x 225mm Block	ZT1B	1
	50mm x 225mm Block	ZT2B	1
	75mm x 225mm Block	ZT3B	1
	Step Chock Standard	ZTSC1	2
Crib Kit A1	31 Pce:		
(Standard RCR Basic Kit + 2 additional Step Chocks;	Contents of Crib Kit A plus		1
	Step Chock Standard	ZTSC1	2
Crib Kit B	34 Pce:		
(Standard RCR HVR Basic Kit)	50 x 100 x 450mm Crib	ZT2/4-18C	10
	50 x 100 x 300mm Wedge	ZT2/4-12	4
	75mm Wedge	ZT3W	4
	150mm Wedge	ZT6W	2
	150 X 200 X 600mm Super crib (6 X 8 X 24")	ZT68SC-24	8
	150 X 200 X 600mm Super Wedge (6 X 8 X 24")	ZT6/8-24	4
	Medium Step Chock	ZTSC-2	2

PT Hydraulics Australia Pty Ltd
28 Clayton Road Notting Hill VIC 3168
Ph: 03 9562 8800 Fx: 03 9562 8080

Email: rescue@pthydraulics.com.au Web: www.pthydraulics.com.au

CRIB KIT PARTS

Crib Kit Title	Description/Contents	PT Part #	Qty in Kit
<u>Crib Kit B1</u> (Standard HVR Basic Kit + 2 additional Medium Step Chocks)	36 Pce:		
	Contents of Crib Kit B plus		1
	Medium Step Chock	ZTSC2	2
<u>Crib Kit C</u> Super USAR KIT 1	46 Piece		
	Step Chock Standard	ZTSC1	4
-	Medium Step Chock	ZTSC2	2
-	Giant Step Chock	ZTSC3	2
-	100 x 100 x 450mm Lincoln Log (4 X 4 X 18")	ZT44LL-18	24
-	600 X 600mm Bag Mat (24 X 24")	ZTBP2424	2
-	Shoring Crib 100 X 100 X 1800mm (4 X 4 X 72")	ZT44-SC	2
-	150 X 200 X 600mm Super crib (6 X 8 X 24")	ZT68SC-24	8
-	150 X 200 X 600mm Super Wedge (6 X 8 X 24")	ZT6/8-24	2

The table above shows the kits that have been put together by PT Rescue. These kits are available at special pricing for the next 3 month. For more information please contact us.

PT Hydraulics Australia Pty Ltd
28 Clayton Road Notting Hill VIC 3168
Ph: 03 9562 8800 Fx: 03 9562 8080

Email: rescue@pthydraulics.com.au Web: www.pthydraulics.com.au